

PRODUCT CATALOG



YODER BARNNS^{LLC}

Custom Buildings Since 1997

Our History

In 1997 while our founder was working on a construction crew, he started thinking about manufacturing portable buildings. In spite of people saying it was a bad idea and there was no demand for such a thing, he set up shop in the top of an old bank barn, and started working on making his vision a reality.

In 1999 he purchased our existing location and added several more buildings. At that time we were only offering one style of barn and by the year 2000 it was obvious that there was a demand for more variety. We are now offering more than a dozen styles of barns and also offer custom building. In an effort to serve our customers we also expanded to pole buildings, garages, re-roofs, and nearly every exterior construction that is requested.

CUSTOM

We are all about building a customized structure; we seldom build two buildings alike. When a customer has an idea or a dream barn, we love to help make that dream a reality. It is well known that when you have anything custom made, there's a larger price tag attached, but you will find at Yoder Barns, LLC it is affordable and the pricing does not change whether we use our plans or yours.

CHANGES


In May of 2015 our business was destroyed by a fire (cause unknown), and we lost our shop and nearly every tool we owned. It was a complete loss and a sight we wish to never see again. A big thank you to all the wonderful people who stood with us when we needed them the most; with a lot of hard work and dedicated friends we were up and building barns again in only ten days.

COMMITMENT

At Yoder Barns, LLC we are committed to meet our customer's needs by giving our customers the best service available, the best quality structures, and the best prices.

Thank you for your patronage and may God bless you!

Sincerely,



John Hostetler
Yoder Barns, LLC



Our Old Building Facility



Our New Building Facility



**YOU
DREAM**



**WE
BUILD**



**YOU
ENJOY**

INDEX

Flooring Options5

Deluxe Barns

The Deluxe Gable Barn8-9

The Deluxe 6' Wall Utility Barn10-11

The Deluxe Gardner Shed12

Deluxe Open Animal Shelter13

Value Series

Value Series Loft Barn16-17

Value Series Gable Barn18-19

Value Series Painted Gable Barn20-21

Value Series Painted Loft Barn22-23

Building Options

Door Options24

Window Options25

Roofing & Siding26

Additional Options27

Instock V.S. Treated Barns28

Pole Barns29

Floor Options

STANDARD FLOOR



ONE OF THE STRONGEST FLOORS
IN THE BARN INDUSTRY

- 2x4" joist on edge every 16"
- 4x6" runners
- 2x4" flat top of runners at each end and throughout floor
- 3/4" tongue and groove plywood flooring

2x8 TONGUE AND GROOVE FLOOR



THIS IS NOT YOUR
ORDINARY 2X8 FLOORING

- Kiln dried
- Very little shrinkage

BEST FOR:

- Portable Garages
- Heavy Equipment

TREATED FLOOR



BUILT TO STAND THE TEST OF TIME

- Same structure as our Standard Floor
- Uses all treated lumber

BEST FOR:

- Low lying areas
- Moisture Resistance
- Garages
- Heavy Storage

V.S. STANDARD FLOOR



- 2x4 Floor joists 16" o/c
- 4x4 Treated skids
- 3/4" CDX square edge plywood floor



A wide-angle photograph of a vast, golden field, likely a wheat or corn field, under a dramatic sunset sky. The sun is low on the horizon, casting a warm, golden glow over the entire scene. The sky is filled with textured, orange and yellow clouds. In the foreground, a narrow, dark path leads from the bottom left towards the center of the field. The field itself is a mix of green and golden-yellow, with the crops appearing to be in the middle of ripening. In the far distance, a line of trees and a few small buildings are visible on the horizon. The overall mood is peaceful and serene, with a strong sense of natural beauty.

THE DELUXE SERIES

THE DELUXE GABLE BARN



5 Year
Workmanship
Warranty

Pre-Built Sheds

Built On-Site

SIZE	PRIMED T111 SIDING	BARN SIDING	VINYL SIDING
8x8	2,420	2,807	3,146
8x10	2,590	3,004	3,376
8x12	2,800	3,248	3,640
8x14	3,184	3,693	4,139
8x16	3,460	4,013	4,498
10x10	2,920	3,387	3,796
10x12	3,210	3,724	4,173
10x14	3,670	4,373	4,771
10x16	3,790	4,628	4,927
10x20	4,482	5,199	5,827
12x12	3,626	4,206	4,723
12x14	3,899	4,523	5,268
12x16	4,220	4,895	5,486
12x18	4,817	5,587	6,254
12x20	5,176	6,004	6,800
12x22	5,500	6,380	7,010
12x24	5,590	6,484	7,111
12x26	6,044	7,011	7,660
14x16	5,427	6,295	7,170
14x20	6,366	7,385	8,104
14x24	7,239	8,397	9,400
16x20	7,709	8,942	9,987
16x24	8,835	10,248	11,416
16x28	9,846	11,421	12,740
16x32	10,611	12,308	13,330

FEATURES INCLUDED

7' Sidewalls
6 1/2 Pitch Roof
1 set of 72" Double Doors
2 Air Vents
Asphalt Shingles 3-tab or dimensional
16"o/c Floor Joists w. 3/4" floor
All Windows are Optional
16" o/c Walls

POPULAR OPTIONS DOORS

Extra Set of 72" Double Doors	\$160
Extra Single Door	\$85
Change Double doors to 84" wide	\$85
Extra Double Doors for Vinyl Building	\$300
11-Lite Steel Door	\$390
1 pc. All Wood Ramp 72"	\$125
Adjustable 2 pc. Door Ramp 72"	\$250
Adjustable 2 pc. Ramp for OHD	\$300

WINDOWS

24" x 36" White or Brown	\$80
18" x 27" White or Brown	\$70
Transom Windows	\$65
Set of Wood Shutters	\$40
Set of Vinyl Shutters	\$42
Wood Flower Box	\$48
Vinyl Flower Box	\$48

FLOOR UPGRADES

2x8 T+G Treated Floor	\$3.00 per sq. ft.
3/4" T+G Treated Plywood Floor	\$1.50 per sq. ft.

LOFTS

All Lofts and Shelves	\$2.75 per sq. ft.
-----------------------	--------------------

GARAGE DOORS

8' X 6'9" White or Brown	\$595
9' x 6'9" White or Brown	\$650
Outside Lock for Garage Doors	\$25

ROOF OPTIONS

Restrictions Apply
Building height cannot exceed 11'6"

40 Yr. Metal Roofing	\$1.08 per sq. ft.
Felt under Metal of Shingle Roof	\$0.48 per sq. ft.

MISC. OPTIONS

12" higher Walls	\$4.75 per linear ft. wall
Ridge Vent 4' pc.	\$42
Ridge Lite per 5'	\$50
Paint 2-Color	Add 10%
Build on site	18% w/ \$500 minimum
Porches - extra fees if total width is over 12' w/ porch	
4' Eave Porch w/ Floor	\$140 x length of building
4' Gable Porch	\$190 x width of building
4' Corner Porch	\$150 x length of minimum of 6'
32" Side overhang No Floor	\$55 x length of building

Note: Adding porch adds to base building floor size except corner porch

THE DELUXE 6' WALL UTILITY BARN



5 Year
Workmanship
Warranty

Pre-Built Sheds

Built On-Site

SIZE	PRIMED T111 SIDING	BARN SIDING	VINYL SIDING
8x8	2,686	3,116	3,765
8x10	2,875	3,335	4,050
8x12	3,108	3,605	4,228
10x10	3,241	3,759	4,432
10x12	3,560	4,133	4,629
10x14	4,073	4,725	5,923
10x16	4,206	4,880	5,466
10x20	4,975	5,770	6,460
12x12	4,024	4,668	5,228
12x14	4,328	5,020	5,750
12x16	4,684	5,434	6,132
12x18	5,347	6,202	6,946
12x20	5,745	6,665	7,464
12x24	6,204	7,198	8,061
12x26	6,708	7,782	8,716
14x16	6,274	6,912	8,017
14x20	7,373	8,176	9,284
14x24	8,224	9,320	10,439
16x20	8,556	9,926	11,117
16x24	9,806	11,375	12,741
16x28	10,929	12,678	14,199
16x32	11,778	13,663	15,302

FEATURES INCLUDED

6' Sidewalls
Barn Style Roof
1 set of 72" Double Doors
2 Air Vents
Asphalt Shingles 3-tab or dimensional
3/4" floor
All Windows are Optional
16" o/c Walls and Floor

POPULAR OPTIONS DOORS

Extra Set of 72" Double Doors	\$160
Extra Single Door	\$85
Change Double doors to 84" wide	\$85
Extra Double Doors for Vinyl Building	\$300
11-Lite Steel Door	\$390
1 pc. All Wood Ramp 72"	\$125
Adjustable 2 pc. Door Ramp 72"	\$250
Adjustable 2 pc. Ramp for OHD	\$300

WINDOWS

24" x 36" White or Brown	\$80
18" x 27" White or Brown	\$70
Transom Windows	\$65
Set of Wood Shutters	\$40
Set of Vinyl Shutters	\$42
Wood Flower Box	\$48
Vinyl Flower Box	\$48

FLOOR UPGRADES

2x8 T+G Treated Floor	\$3.00 per sq. ft.
3/4" T+G Treated Plywood Floor	\$1.50 per sq. ft.

GARAGE DOORS

8' X 6'9" White or Brown	\$595
9' x 6'9" White or Brown	\$650
Outside Lock for Garage Doors	\$25

LOFTS

All Lofts and Shelves	\$2.75 per sq. ft.
-----------------------	--------------------

MISC. OPTIONS

12" higher Walls	\$4.75 per linear ft. wall
Ridge Vent 4' pc.	\$42
Ridge Lite per 5'	\$50
Paint 2-Color	Add 10%
Build on site	18% w/ \$500 minimum

THE DELUXE GARDENER SHED



SIZE

PRIMED T&E SIDING

BARN SIDING

8x14	5,184	5,754
8x16	5,460	6,060
10x14	5,670	6,294
10x16	5,790	6,427
10x20	6,682	7,417
10x24	7,550	8,380
12x14	5,900	6,549
12x16	6,341	7,038
12x18	6,788	7,535
12x20	7,376	8,187
12x22	7,720	8,569
12x24	7,869	8,734
12x26	8,269	9,178

5 Year
Workmanship
Warranty

FEATURES INCLUDED

7' Walls
 1 - Set of 72" Double Doors
 1 - Single 32" Door
 3 - 2'x3' Windows
 5 - 10"x29" Transom Windows
 Shingles or Metal Roof included
 16" o/c Walls
 16" o/c Floor with 3/4" Floor

* Same options as deluxe gable but no porches or garage doors available or build on-site

DELUXE OPEN ANIMAL SHELTER



SIZE PRIMED T111 SIDING BARN SIDING

Pre-Built Sheds	10x10	2,686	3,271
	10x12	2,953	3,488
	10x16	3,486	4,078
	10x20	4,123	4,824
	12x12	3,336	3,903
	12x16	3,882	4,550
	12x20	4,762	5,609
	12x24	5,143	6,018
Built On-Site	14x20	5,856	6,860
	14x24	6,664	7,797
	14x28	7,770	8,935
	14x32	8,800	10,030
	16x20	7,090	8,083
	16x24	8,128	9,266
	16x28	9,060	10,328
	16x32	9,800	11,172

FEATURES INCLUDED

7' Sidewalls
1 Open Side w/ choice openings
No Floor or Gates

POPULAR OPTIONS

40 Yr. Metal Roof	\$1.08 per square foot
6' Tack room in one end (Does not add to base building length and includes floor + 1 man door for tackroom)	\$78 x width of building
4' Gate	\$125
6' Gate	\$150
8' Gate	\$185

5 Year
Workmanship
Warranty

VALUE SERIES LOFT BARN





VALUE SERIES LOFT BARN

SIZE	PRICE		FEATURES 4" LOFT INCLUDED	
8x12	2,694		1 set of 72" Double Doors	16" O.C. Floor Joists
10x12	3,425		73" (6ft) Tall Sidewalls	Metal or Shingle Roof
10x16	3,960	*	4' Overhead Loft	Exterior Cedar Stain
10x20	4,580		5/8" Thick Siding	RTO - No Credit Check
12x16	4,200			
12x20	4,905			
12x24	5,693			
12x28	6,576			
14x24	7,280			
14x32	9,655			

*Instock w. B. Slate Roof

6 Metal Roof Colors
(non stock colors add \$100)
40-Year Metal



**See salesperson for actual color samples*

AVAILABLE OPTIONS

FLOOR:

Upgrade to 3/4" Pressure Treated - \$1.50 / sq.ft.
Upgrade to 2x8 Tongue & Groove - \$3.00 / sq.ft.
Floor Joists on Edge \$0.30 / sq.ft.

ROOF:

Included 40-Year Metal or 3-Tab Shingles
30-Year Dimensional Shingles \$0.90 / sq.ft.

WINDOWS:

2ft. wide by 3ft. tall Window w/ Screen - \$80 each
Transom Window for Door - \$65 each

STAIN:

Treated T1-11
Includes Ext. Grade Cedar Stain
Stain & Paint NOT available when built on site

DOORS:

Threshold Floor Protector - Single \$22...Double \$44
Extra 36" Wood Single Door - \$85
Extra 72" Wood Double Doors - \$160
8' x 6'9" Garage Door - \$595 (White or Brown)
Door Ramp.....24" x 72" - \$8532" x 96" - \$140
Outside Lock for Garage Doors - \$25

WALLS:

Increase Wall height yp to 12" - \$4.75 / linear ft.
**restrictions apply (building height cannot exceed 11'6"*

DELIVERY: Free delivery within 30 miles
\$4.00 per loaded mile beyond FREE delivery zone

LOFTS & SHELVES:

All Sizes are - \$2.75 / sq.ft.

VALUE SERIES GABLE BARN





VALUE SERIES GABLE BARN

SIZE	PRICE	
8x8	2,077	
8x10	2,138	
8x12	2,196	
10x12	2,875	*
10x14	3,318	
10x16	3,446	*
10x20	4,127	
12x16	3,790	
12x20	4,422	
12x24	5,129	
12x28	5,924	
14x24	6,500	
14x32	8,620	

*Instock w. B. Slate Roof

6 Metal Roof Colors
(non stock colors add \$100)
40-Year Metal

FEATURES

1 set of 72" Double Doors	Metal or Shingle Roof
5/8" Thick Siding	Exterior Cedar Stain
16" O.C. Floor Joists**	RTO - No Credit Check

** Sizes over 24' long or over 12' wide have 12" o.c. floor joists on edge

R. Red




Black




CH. Gray




Ivy Green



Cocoa Brown



B. Slate



**See salesperson for actual color samples*

AVAILABLE OPTIONS

FLOOR:

Upgrade to 3/4" Pressure Treated - \$1.50 / sq.ft.

Upgrade to 2x8 Tongue & Groove - \$3.00 / sq.ft.

Floor Joists on Edge \$0.30 / sq.ft.

ROOF:

Included 40-Year Metal or 3-Tab Shingles

30-Year Dimensional Shingles \$0.90 / sq.ft.

WINDOWS:

2ft. wide by 3ft. tall Window w/ Screen - \$80 each

Transom Window for Door - \$65 each

STAIN:

Treated T1-11

Includes Ext. Grade Cedar Stain

Stain & Paint NOT available when built on site

DOORS:

Threshold Floor Protector - Single \$22...Double \$44

Extra 36" Wood Single Door - \$85

Extra 72" Wood Double Doors - \$160

8' x 6'9" Garage Door - \$595 (White or Brown)

Door Ramp.....24" x 72" - \$8532" x 96" - \$140

Outside Lock for Garage Doors - \$25

WALLS:

Increase Wall height up to 12" - \$4.75 / linear ft.

**restrictions apply (building height cannot exceed 11'6")*

DELIVERY: Free delivery within 30 miles

\$4.00 per loaded mile beyond FREE delivery zone

LOFTS & SHELVES:

All Sizes are - \$2.75 / sq.ft.

VALUE SERIES PAINTED SMARTSIDE GABLE BARN



5 Year
Workmanship
Warranty

VALUE SERIES PAINTED SMARTSIDE GABLE BARN

SIZE	PRICE	FEATURES	
8x8	2,285	1 set of 72" Double Doors 84" (7ft) Tall Sidewalls 1/2" Painted Smartside	16" O.C. Floor Joists
8x10	2,352		Metal or Shingle Roof
8x12	2,416		One Color Paint
10x12	3,190		RTO - No Credit Check
10x16	3,618		
10x20	4,330		
12x12	3,811		
12x16	3,979		
12x20	4,643		
12x24	5,385		
12x28	6,220		
14x24	6,825		
14x32	9,050		

6 Metal Roof Colors
(non stock colors add \$100)
40-Year Metal



**See salesperson for actual color samples*

AVAILABLE OPTIONS

FLOOR:

Upgrade to 3/4" Pressure Treated - \$1.50 / sq.ft.
Upgrade to 2x8 Tongue & Groove - \$3.00 / sq.ft.
Floor Joists on Edge \$0.30 / sq.ft.

ROOF:

Included 40-Year Metal or 3-Tab Shingles
30-Year Dimensional Shingles \$0.90 / sq.ft.

WINDOWS:

2ft. wide by 3ft. tall Window w/ Screen - \$80 each
Transom Window for Door - \$65 each

LOFTS & SHELVES:

All Sizes are - \$2.75 / sq.ft.

PAINT:

Included is One Color Paint (2nd Color Paint - Add 5%)
Not available when built on site

DOORS:

Threshold Floor Protector - Single \$22...Double \$44
Extra 36" Wood Single Door - \$85
Extra 72" Wood Double Doors - \$160
8' x 6'9" Garage Door - \$595 (White or Brown)
Door Ramp.....24" x 72" - \$8532" x 96" - \$140
Outside Lock for Garage Doors - \$25

WALLS:

Increase Wall height up to 12" - \$4.75 / linear ft.
**restrictions apply (building height cannot exceed 11'6")*

DELIVERY: Free delivery within 30 miles

\$4.00 per loaded mile beyond FREE delivery zone

CUSTOMER RESPONSIBILITY:

Prepared level site and permits ir required

**Onsite construction add 18%, \$500 minimum*

VALUE SERIES PAINTED SMARTSIDE LOFT BARN





VALUE SERIES PAINTED SMARTSIDE LOFT BARN

SIZE	PRICE	FEATURES	
8x12	2,964	1 set of 72" Double Doors 4' Loft Included 73" (6ft) Tall Sidewalls 1/2" Painted Smartside	16" O.C. Floor Joists
10x12	3,765		Metal or Shingle Roof
10x16	4,198		One Color Paint
10x20	4,854		RTO - No Credit Check
12x12	4,256		
12x16	4,452		
12x20	5,199		
12x24	6,035		
12x28	6,971		
14x24	7,863		
14x32	10,427		

6 Metal Roof Colors
(non stock colors add \$100)
40-Year Metal



**See salesperson for actual color samples*

AVAILABLE OPTIONS

FLOOR:

Upgrade to 3/4" Pressure Treated - \$1.50 / sq.ft.
Upgrade to 2x8 Tongue & Groove - \$3.00 / sq.ft.
Floor Joists on Edge \$0.30 / sq.ft.

ROOF:

Included 40-Year Metal or 3-Tab Shingles
30-Year Dimensional Shingles \$0.90 / sq.ft.

WINDOWS:

2ft. wide by 3ft. tall Window w/ Screen - \$80 each
Transom Window for Door - \$65 each

LOFTS & SHELVES:

All Sizes are - \$2.75 / sq.ft.

PAINT:

Included is One Color Paint (2nd Color Paint - Add 5%)
Not available when built on site

DOORS:

Threshold Floor Protector - Single \$22...Double \$44
Extra 36" Wood Single Door - \$85
Extra 72" Wood Double Doors - \$160
8' x 6'9" Garage Door - \$595 (White or Brown)
Door Ramp.....24" x 72" - \$8532" x 96" - \$140
Outside Lock for Garage Doors - \$25

WALLS:

Increase Wall height up to 12" - \$4.75 / linear ft.
**restrictions apply (building height cannot exceed 11'6")*

DELIVERY: Free delivery within 30 miles

\$4.00 per loaded mile beyond FREE delivery zone

CUSTOMER RESPONSIBILITY:

Prepared level site and permits ir required

**Onsite construction add 18%, \$500 minimum*

Door Options

6 PANEL DOORS



6 PANEL DOORS WITH WINDOWS



2 PANEL DOORS WITH WINDOWS



CROSS BUCK DOORS



CROSS BUCK DOORS WITH WINDOWS



VINYL SIDING DOORS



GARAGE DOOR



11 LITE DOORS



Window Options

**SINGLE WINDOW WITH
STANDARD TRIM**



**SINGLE WINDOW WITH
SLAT STYLE SHUTTERS**



**DOUBLE WINDOW WITH
STANDARD TRIM**



**SINGLE WINDOW WITH
VINYL SHUTTERS**



**DOUBLE WINDOW WITH Z
SHUTTERS & FLOWER BOX**





















**DOUBLE WINDOW WITH
SHUTTERS**



Roofing Options

STANDARD METAL OPTIONS

								
POLAR WHITE SR .60 SRI 71	LIGHT STONE SR .50 SRI 57	ASH GRAY SR .47 SRI 55	SADDLE TAN SR .48 SRI 55	BURNISHED SLATE SR .28 SRI 27	RUSTIC RED SR .36 SRI 38	EVERGREEN SR .34 SRI 35	COPPER METALLIC SR .45 SRI 50	ACRYLIC COATED GALVALUME
								
IVY GREEN SR .28 SRI 27	BERRY SR .30 SRI 27	COCOA BROWN SR .28 SRI 27	CHARCOAL GRAY SR .27 SRI 26	CRIMSON RED SR .33 SRI 34	HAWAIIAN BLUE SR .32 SRI 32	BLACK SR .30 SRI 30	BRIGHT WHITE SR .71 SRI 86	DARK RED SR .26 SRI 25

SR = Solar Reflectivity


SRI = Solar Reflectance Index *Colors may vary, ask to see actual color.

STANDARD SHINGLE OPTIONS *25 Year*

						
ASPEN GRAY	BROWNWOOD	FOREST GREEN	DESSERT TAN	DRIFTWOOD	ESTATE GRAY	ONYX BLACK

*Colors may vary, ask to see actual color.

DELUXE SHINGLE OPTIONS *30 Year*

				
BARKWOOD	CHARCOAL	HICKORY	SLATE	WEATHERED WOOD

*Colors may vary, ask to see actual color.

Siding & Finish

VINYL SIDING OPTIONS

*Colors may vary, ask to see actual color.

									
WICKER	SAND	STERLING	LINEN	BLUE GREY	SOFT MAPLE	VINTAGE CREAM	HARVARD SLATE	BROWNSTONE	WHITE

PAINT & TRIM OPTIONS

*Colors may vary, ask to see actual color.

					
BUCKSKIN	BELMONT BLUE	DARK BROWN	JAMESTOWN RED	WHITE	RIEHL GREEN
					
LIGHT GRAY	BALANCED BEIGE	ALMOND (LEOLA)	AVACADO GREEN	CLAY	DARK GRAY

Additional Options

MULE DELIVERY SERVICE

With this unit we can get your barn almost anywhere!
Mule Delivery included within a 30 mile radius.



SITE PREP

Though often gone unnoticed, the shed pad is what gives your shed the proper drainage and firm foundation to stand the test of time.



Site prep options are custom fitted to each individual site, additional options are available when preparing the site for your next building.

Yoder Barns, LLC now offers a


NEW RAMP SYSTEM



One Piece Wood Ramp



Adjustable Wood Ramp



Unique System

Instock V.S. Treated Buildings

Can be delivered as soon as 1 to 3 business days.



10 x 12 V.S. Treated Gable

Instock with 72" Double Doors
& Burnished Slate Metal Roof

Price: \$2,955



10 x 16 V.S. Treated Gable

Instock with 72" Double Doors
& Burnished Slate Metal Roof

Price: \$3,446



10 x 16 V.S. Treated Loft

Instock with 72" Double Doors
& Burnished Slate Metal Roof

Price: \$3,960



12 x 20 V.S. Treated Garage

Instock with Single Door, 8' x 6'9"
Brown OHD, 4' Loft & 12" o/c Floor Joists

Price: \$5,825

*Add 2'x3' window \$120

*Add Single wood door \$175

*Adding door or window to a stock shed may add 1 to 2 days for delivery

We keep these buildings in stock & ready for immediate delivery.

Pole Barns

Contact us for your Pole Barn needs



